




LT128 Concrete Mixer
3.74 X 1.85 in.
95.00 X 46.99 mm
13,122 St. ⚙️



LT129 Dozer - Head-on
3.68 X 2.21 in.
93.47 X 56.13 mm
10,539 St.




LT130 Track Excavator
3.44 X 2.35 in.
87.38 X 59.69 mm
9,024 St. ⚙️




LT131 Compactor
3.49 X 2.18 in.
88.65 X 55.37 mm
9,465 St. ⚙️



LT132 Skid Steer
3.15 X 3.39 in.
80.01 X 86.11 mm
11,682 St. ⚙️




LT133 Site Dumper
3.50 X 2.13 in.
88.90 X 54.10 mm
9,923 St. ⚙️



LT134 Dozer
3.43 X 1.95 in.
87.12 X 49.53 mm
13,910 St. ⚙️




LT135 Mass Excavator
3.15 X 2.59 in.
80.01 X 65.79 mm
13,780 St. ⚙️




LT136 Grader
3.75 X 1.50 in.
95.25 X 38.10 mm
14,775 St. ⚙️




LT137 Articulated Dump Truck
3.40 X 1.48 in.
86.36 X 37.59 mm
12,070 St. S



LT138 Forklift
3.64 X 3.17 in.
92.46 X 80.52 mm
13,191 St. ⚙️




LT139 Roller
3.46 X 2.33 in.
87.88 X 59.18 mm
13,507 St. ⚙️



LT140 Backhoe Loader
3.41 X 1.51 in.
86.61 X 38.35 mm
11,060 St. ⚙️




LT141 Scraper
3.44 X 1.38 in.
87.38 X 35.05 mm
9,100 St. ⚙️ S



LT142 Loader
3.35 X 1.67 in.
85.09 X 42.42 mm
10,511 St. ⚙️



LT143 Giant Dump Truck
3.45 X 2.03 in.
87.63 X 51.56 mm
10,476 St. ⚙️




LT144 Paver
3.47 X 1.89 in.
88.14 X 48.01 mm
9,627 St. ⚙️



LT145 Backhoe
3.50 X 2.62 in.
88.90 X 66.55 mm
14,944 St. ⚙️



LT146 Dump Truck
2.70 X 2.92 in.
68.58 X 74.17 mm
10,332 St. ⚙️



LT147 Giant Front End Loader
3.42 X 1.60 in.
86.87 X 40.64 mm
10,126 St. ⚙️

⚙️ Design contains a loose fill.
⚙️ Some white areas shown are not stitched.

L = Design is larger than 5" (127 mm) in either direction.
S = Design is smaller than 1.5" (38.1 mm) in either direction.