


**LT510 Wheeled Compactor**  
3.52 X 2.61 in.  
89.41 X 66.29 mm  
12,400 St. ⚙️



**LT511 Giant Front End Loader**  
2.98 X 1.81 in.  
75.69 X 45.97 mm  
12,340 St. ⚙️




**LT512 Crane**  
1.62 X 3.01 in.  
41.15 X 76.45 mm  
6,636 St. ⚙️



**LT513 Large Dump Truck**  
2.97 X 2.21 in.  
75.44 X 56.13 mm  
15,095 St.




**LT514 Fork Lift**  
3.57 X 3.06 in.  
90.68 X 77.72 mm  
17,494 St. ⚙️



**LT515 Front End Loader**  
3.02 X 2.18 in.  
76.71 X 55.37 mm  
10,176 St. ⚙️



**LT516 Skid Steer**  
3.49 X 2.39 in.  
88.65 X 60.71 mm  
12,125 St. ⚙️



**LT517 Bulldozer**  
3.61 X 2.01 in.  
91.69 X 51.05 mm  
11,852 St. ⚙️




**LT518 Twelve-Tire Tractor**  
3.02 X 1.70 in.  
76.71 X 43.18 mm  
10,842 St. ⚙️



**LT519 Eight-Tire Tractor**  
3.52 X 2.00 in.  
89.41 X 50.80 mm  
12,782 St. ⚙️⚙️



**LT520 Wheel Loader**  
3.42 X 1.61 in.  
86.87 X 40.89 mm  
8,606 St. ⚙️



**LT521 Bulldozer**  
3.62 X 3.28 in.  
91.95 X 83.31 mm  
13,836 St. ⚙️



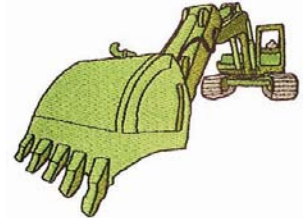
**LT522 Wheel Excavator**  
3.51 X 2.74 in.  
89.15 X 69.60 mm  
9,426 St. ⚙️



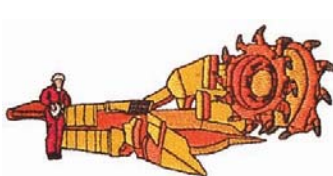
**LT523 Dump Truck**  
3.50 X 2.84 in.  
88.90 X 72.14 mm  
14,281 St. ⚙️




**LT524 Dump Truck**  
3.58 X 2.50 in.  
90.93 X 63.50 mm  
24,260 St. ⚙️



**LT525 Excavator**  
3.48 X 2.50 in.  
88.39 X 63.50 mm  
10,733 St. ⚙️



**LT526 Mining Machine**  
3.74 X 1.75 in.  
95.00 X 44.45 mm  
12,106 St. ⚙️



**LT527 Mobile Crane**  
3.53 X 1.97 in.  
89.66 X 50.04 mm  
13,386 St. ⚙️⚙️



**LT528 Hard Hat Sign**  
2.97 X 2.53 in.  
75.44 X 64.26 mm  
7,680 St.



**LT529 Fork Lift Sign**  
2.96 X 2.53 in.  
75.18 X 64.26 mm  
7,291 St.

⚙️ Design contains a loose fill.  
⚙️ Some white areas shown are not stitched.

L = Design is larger than 5" (127 mm) in either direction.  
S = Design is smaller than 1.5" (38.1 mm) in either direction.