



**FB273\_48 Temple**  
4.80 X 4.53 in.  
121.92 X 115.06 mm  
13,095 St. ◊



**FB274\_48 Chinatown Street**  
4.31 X 5.56 in.  
109.47 X 141.22 mm  
10,935 St. ◊ L



**FB275\_48 Mountain Tower**  
6.44 X 5.12 in.  
163.58 X 130.05 mm  
9,338 St. ◊ L



**FB276\_48 Pagoda**  
4.91 X 4.41 in.  
124.71 X 112.01 mm  
5,538 St. ◊




**FB277\_48 Arched Footbridge**  
4.94 X 4.48 in.  
125.48 X 113.79 mm  
9,542 St. ◊



**FB278\_48 Landscape With Bridge**  
5.30 X 5.66 in.  
134.62 X 143.76 mm  
11,439 St. ◊ L



**FB279\_48 Mountain & Tree**  
4.72 X 4.59 in.  
119.89 X 116.59 mm  
3,741 St. ◊



**FB280\_48 Water Scene with Egret**  
4.24 X 4.47 in.  
107.70 X 113.54 mm  
3,630 St. ◊



**FB281\_48 Landscape**  
5.49 X 3.60 in.  
139.45 X 91.44 mm  
8,931 St. ◊ L



**FB282\_48 Koi Swimming**  
3.59 X 5.31 in.  
91.19 X 134.87 mm  
6,206 St. ◊ L




**FB283\_48 Cranes**  
4.03 X 4.31 in.  
102.36 X 109.47 mm  
3,761 St. ◊




**FB284\_48 Geisha**  
2.00 X 5.05 in.  
50.80 X 128.27 mm  
4,933 St. ◊ L



**FB285\_48 Torii Gate**  
4.95 X 4.59 in.  
125.73 X 116.59 mm  
2,507 St. ◊



**FB286\_48 Willow Tree**  
3.73 X 4.56 in.  
94.74 X 115.82 mm  
2,557 St. ◊



**FB287\_48 Pine Tree**  
4.49 X 4.27 in.  
114.05 X 108.46 mm  
3,608 St. ◊



**FB288\_48 Sampan**  
2.77 X 2.18 in.  
70.36 X 55.37 mm  
1,434 St. ◊



**FB289\_48 Landscape 2**  
5.22 X 4.58 in.  
132.59 X 116.33 mm  
6,062 St. ◊ L



**FB290\_48 Dragon**  
5.38 X 5.49 in.  
136.65 X 139.45 mm  
11,063 St. ◊ L



**FB291\_48 Phoenix**  
5.08 X 6.09 in.  
129.03 X 154.69 mm  
7,198 St. ◊ L



**FB292\_48 Phoenix & Dragon**  
4.73 X 5.50 in.  
120.14 X 139.70 mm  
15,498 St. ◊ L

⌘ Design contains a loose fill.  
⚙ Some white areas shown are not stitched.

L = Design is larger than 5" (127 mm) in either direction.  
S = Design is smaller than 1.5" (38.1 mm) in either direction.

Listings below indicate color sample, stitching order and suggested thread color number, Yenmet or YLI Variegated threads.

**FB273\_48 Temple**  
 ■ 1. Dark Linework..... 3622  
 ■ 2. Light Linework..... 3652

**FB274\_48 Chinatown Street**  
 ■ 1. Dark Linework..... 3622  
 ■ 2. Light Linework..... 3652

**FB275\_48 Mountain Tower**  
 ■ 1. Dark Linework..... 3622  
 ■ 2. Light Linework..... 3652

**FB276\_48 Pagoda**  
 ■ 1. Dark Linework..... 3622  
 ■ 2. Light Linework..... 3652

**FB277\_48 Arched Footbridge**  
 ■ 1. Dark Linework..... 3622  
 ■ 2. Light Linework..... 3652

**FB278\_48 Landscape With Bridge**  
 ■ 1. Dark Linework..... 3622  
 ■ 2. Light Linework..... 3711

**FB279\_48 Mountain & Tree**  
 ■ 1. Dark Linework..... 3622  
 ■ 2. Light Linework..... 3711

**FB280\_48 Water Scene with Egret**  
 ■ 1. Dark Linework..... 3622  
 ■ 2. Light Linework..... 3652

**FB281\_48 Landscape**  
 ■ 1. Dark Linework..... 3622  
 ■ 2. Light Linework..... 3652

**FB282\_48 Koi Swimming**  
 ■ 1. Dark Linework..... 3622  
 ■ 2. Light Linework..... 3711

**FB283\_48 Cranes**  
 ■ 1. Dark Linework..... 3622  
 ■ 2. Light Linework..... 3711

**FB284\_48 Geisha**  
 ■ 1. Dark Linework..... 3622  
 ■ 2. Light Linework..... 3652

**FB285\_48 Torii Gate**  
 ■ 1. Dark Linework..... 3622  
 ■ 2. Light Linework..... 3652

**FB286\_48 Willow Tree**  
 ■ 1. Light Linework..... 3711  
 ■ 2. Dark Linework..... 3622

**FB287\_48 Pine Tree**  
 ■ 1. Dark Linework..... 3622  
 ■ 2. Light Linework..... 3652

**FB288\_48 Sampan**  
 ■ 1. Dark Linework..... 3622  
 ■ 2. Light Linework..... 3652

**FB289\_48 Landscape 2**  
 ■ 1. Dark Linework..... 3622  
 ■ 2. Light Linework..... 3711  
 ■ 3. Tree Trunk Linework..... 3622

**FB290\_48 Dragon**  
 ■ 1. Light Linework..... 3711  
 ■ 2. Dark Linework..... 3622

**FB291\_48 Phoenix**  
 ■ 1. Dark Linework..... 3622  
 ■ 2. Light Linework..... 3652

**FB292\_48 Phoenix & Dragon**  
 ■ 1. Dragon Light Linework... 3711  
 ■ 2. Dragon Dark Linework... 3622  
 ■ 3. Phoenix Dark Linework... 3622  
 ■ 4. Phoenix Light Linework. 3652